

Do you KnowFife?

Sharing knowledge across Fife



Covid - 19 | Weekly Data Update | 11th Nov 2020

Contact: Public Health Department


Version 4.0

Date: 12 Nov 2020

Confirmed Cases

Cumulative confirmed COVID-19 cases, Fife Residents

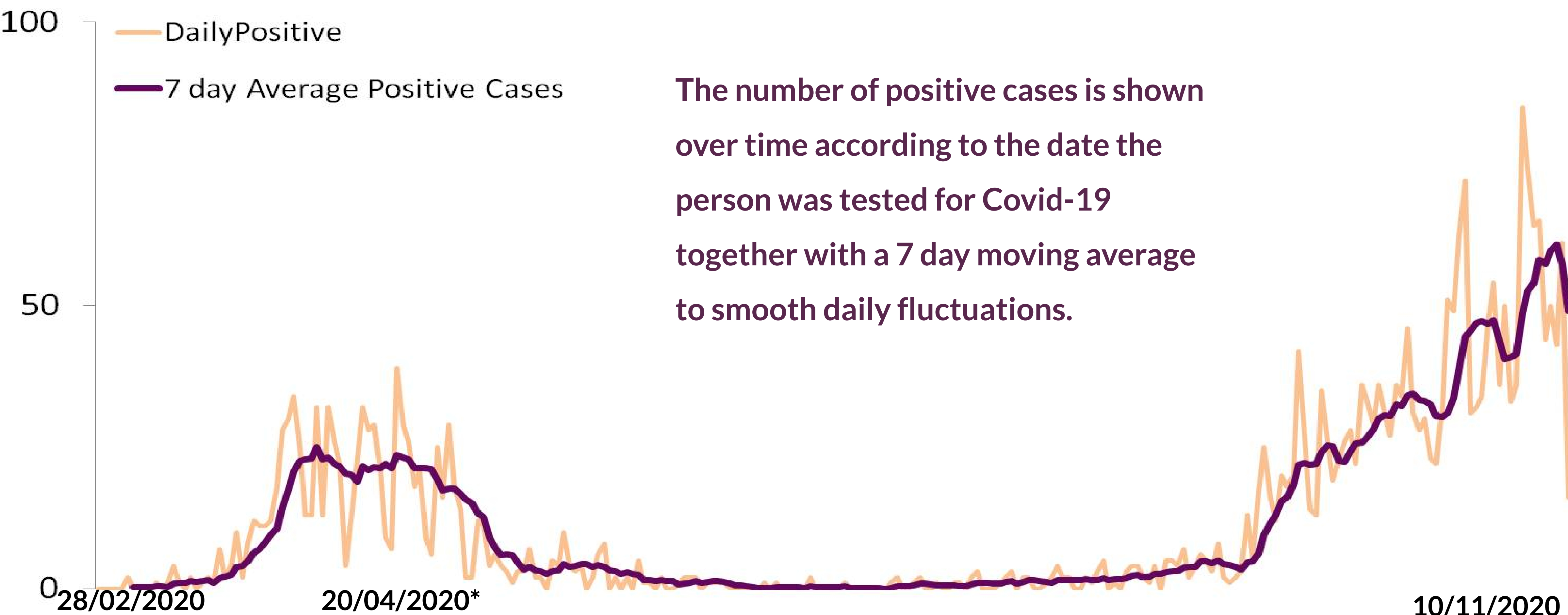
The number of positive tests reported each day refers to the number of individuals tested positive on the day preceding the notification date. These have been compiled into a cumulative figure for positive cases.



*The daily total of people found positive on 2/6/20 contains 40 historic samples which accounts for the sharp increase shown in the chart above.
*The increase on 15 June is due to the addition of all the UK Government testing cases to the database.

Confirmed Cases by Date

Number of confirmed cases by test date, Fife Residents



The number of positive cases is shown over time according to the date the person was tested for Covid-19 together with a 7 day moving average to smooth daily fluctuations.

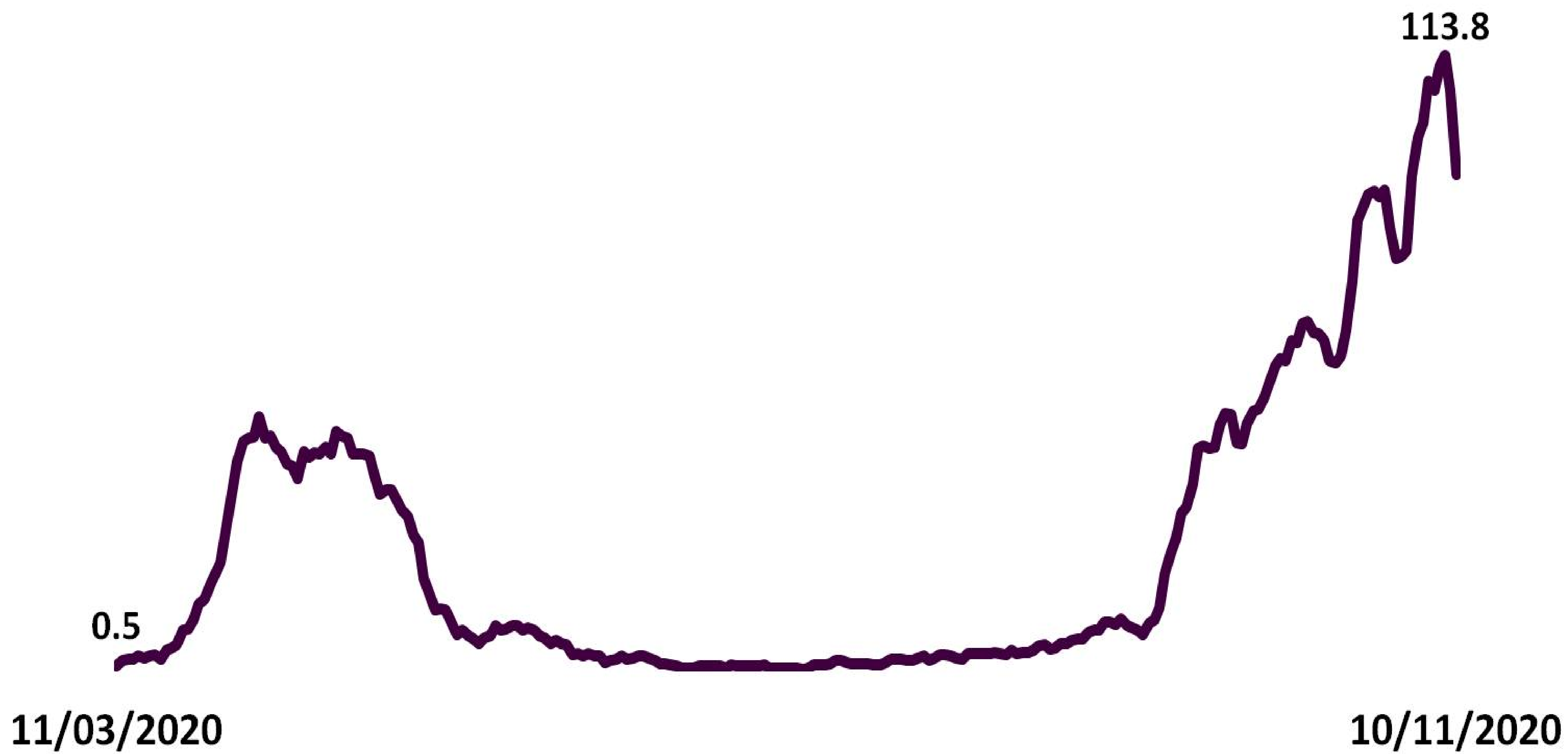
*Historical data was added on the 20th April causing an artificial spike in the chart.

Full details available: [PHS Covid-19 Daily Dashboard](https://public.tableau.com/profile/phs.covid.19#!/vizhome/COVID-19DailyDashboard_15960160643010/Overview)
https://public.tableau.com/profile/phs.covid.19#!/vizhome/COVID-19DailyDashboard_15960160643010/Overview

NRS are now publishing Covid 19 death data monthly. Fife Covid deaths will now form a monthly report.

7 Day Positive Cases

7 Day Positive Rate per 100,000 Population



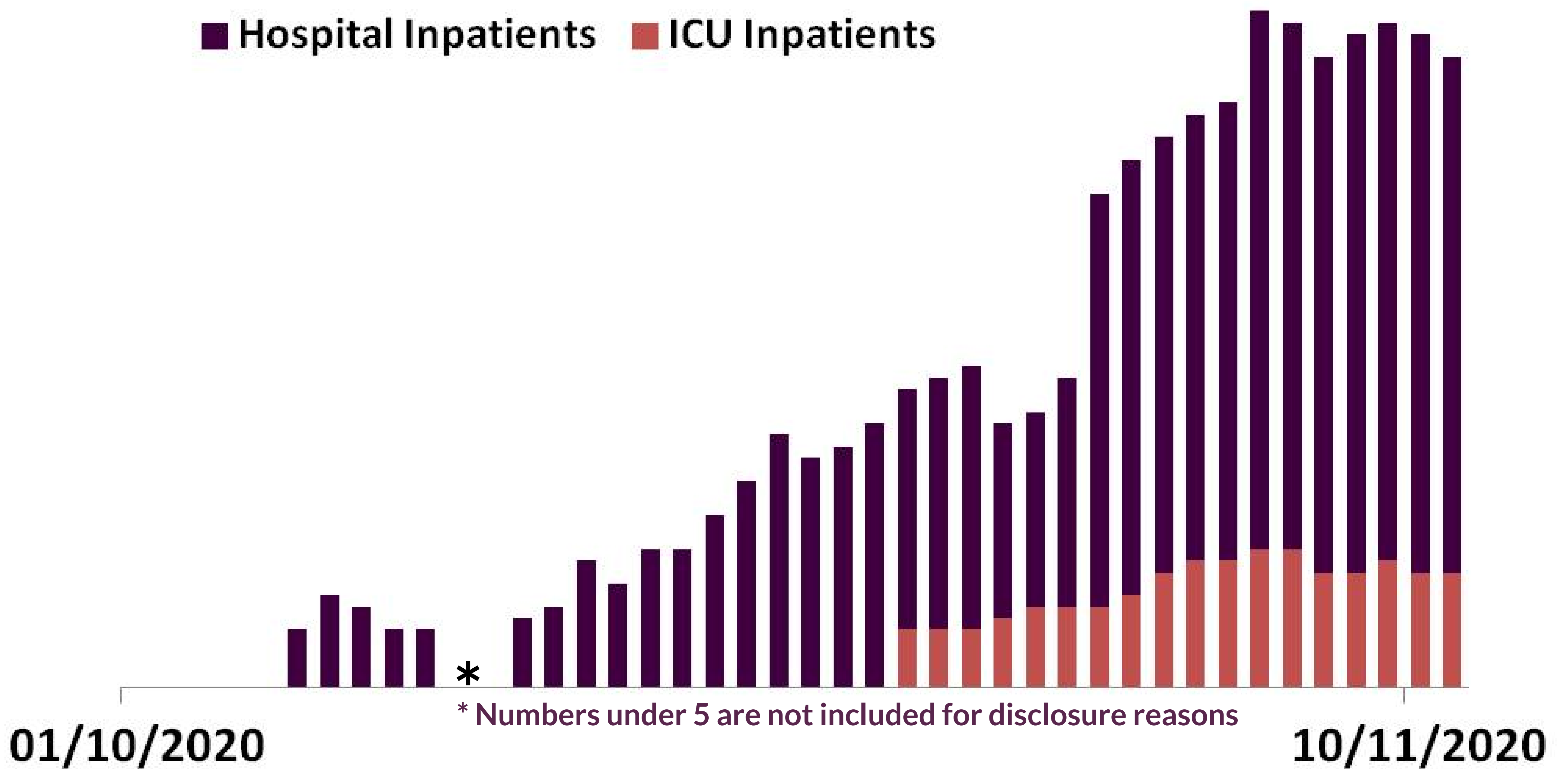
Full details available: PHS Covid-19 Daily Dashboard

https://public.tableau.com/profile/phs.covid.19#!/vizhome/COVID-19DailyDashboard_15960160643010/Overview

NHS Fife Inpatients

Daily number of people in hospital with recently confirmed COVID-19 in Fife

■ Hospital Inpatients ■ ICU Inpatients



* Numbers under 5 are not included for disclosure reasons

Full details available - <https://www.gov.scot/publications/coronavirus-covid-19-trends-in-daily-data/>