

# Do you KnowFife?

Sharing knowledge across Fife



## Covid - 19 | Weekly Data Update | 19th Aug 2020

Contact: Public Health Department


Version 2.0

Date: 20 Aug 2020

### Confirmed Cases

#### Cumulative confirmed COVID-19 cases, Fife Residents

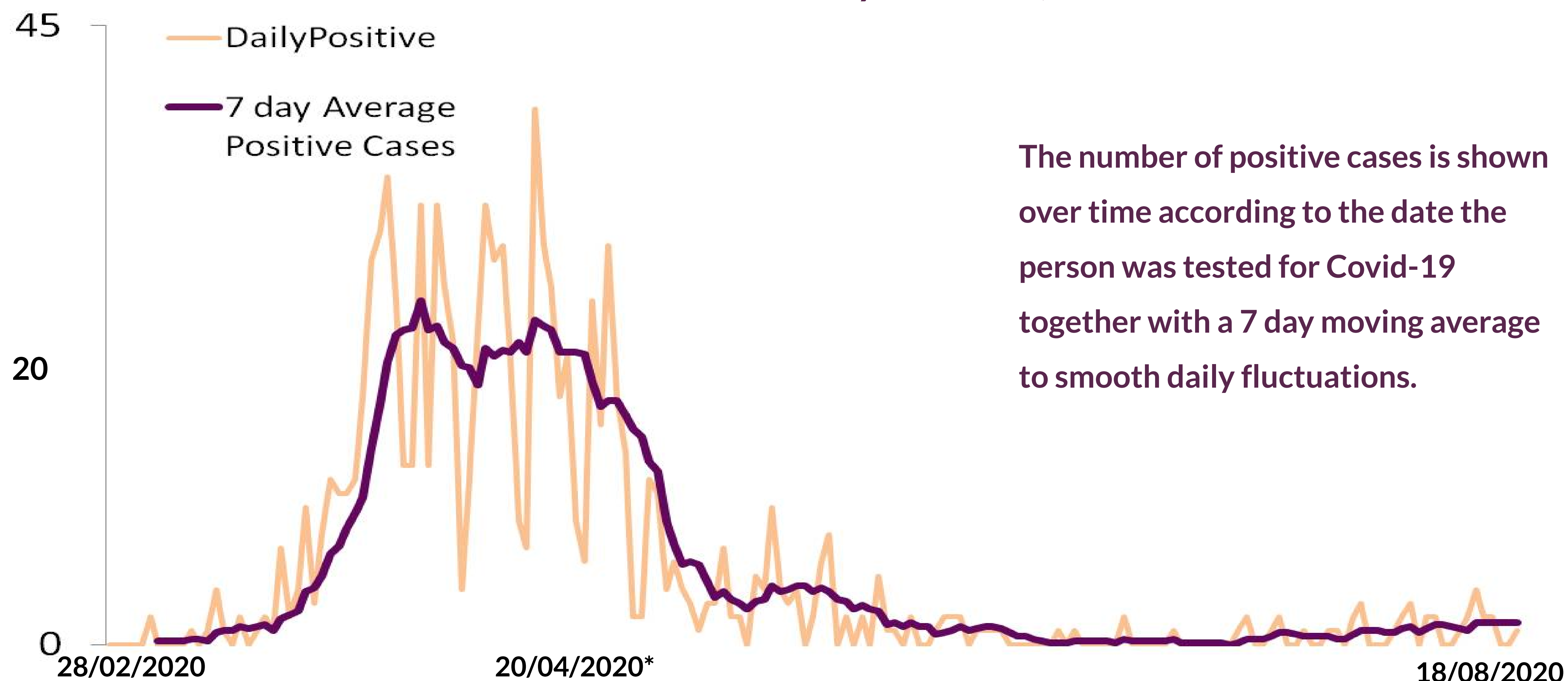
The number of positive tests reported each day refers to the number of individuals tested positive on the day preceding the notification date. These have been compiled into a cumulative figure for positive cases.



\*The daily total of people found positive on 2/6/20 contains 40 historic samples which accounts for the sharp increase shown in the chart above.  
\*The increase on 15 June is due to the addition of all the UK Government testing cases to the database.

### Confirmed Cases by Date

#### Number of confirmed cases by test date, Fife Residents

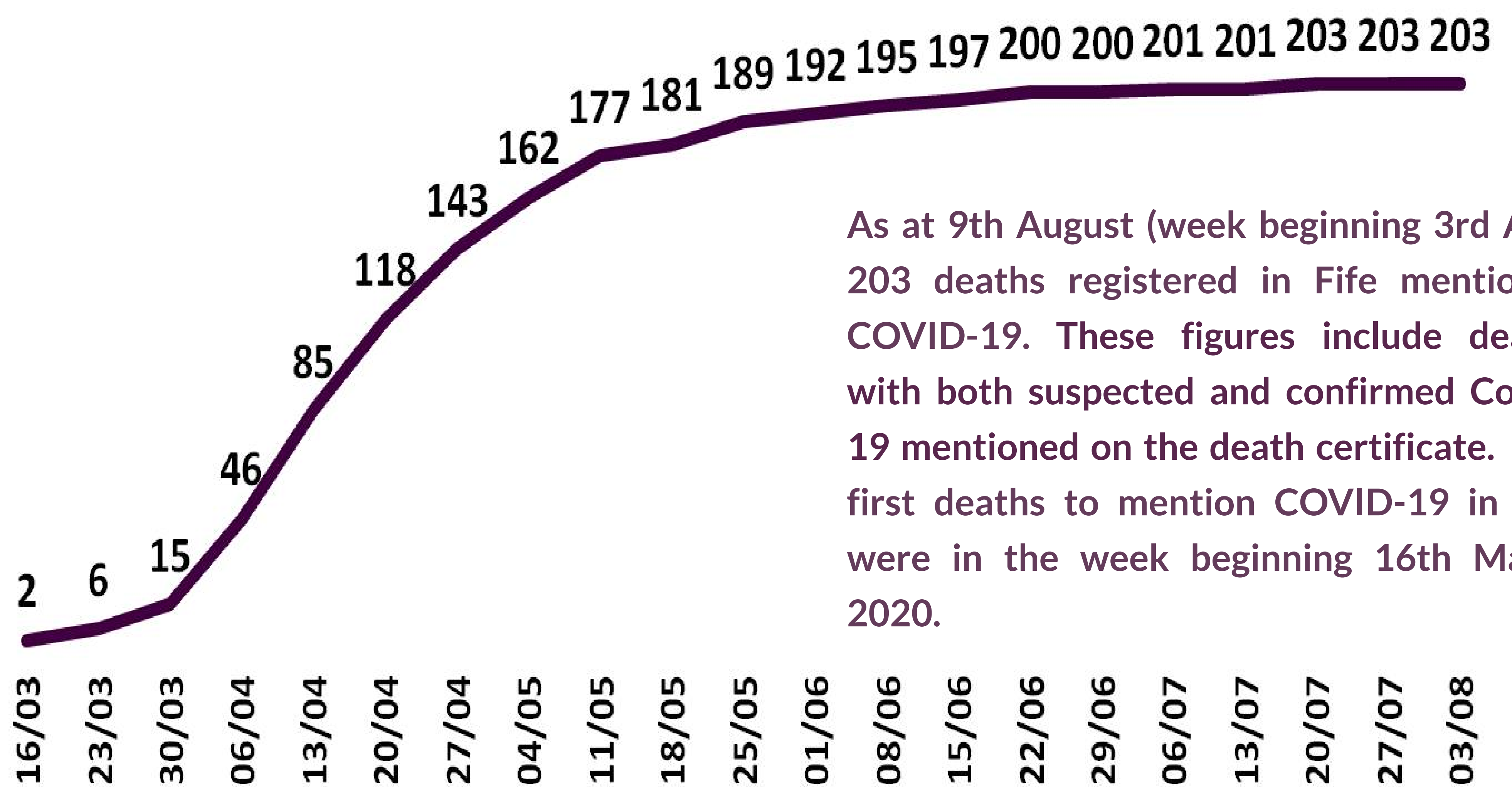


The number of positive cases is shown over time according to the date the person was tested for Covid-19 together with a 7 day moving average to smooth daily fluctuations.

\*Historical data was added on the 20th April causing an artificial spike in the chart.

## Covid-19 Deaths

Cumulative weekly (provisional) deaths mentioning Covid-19 Fife by date of registration

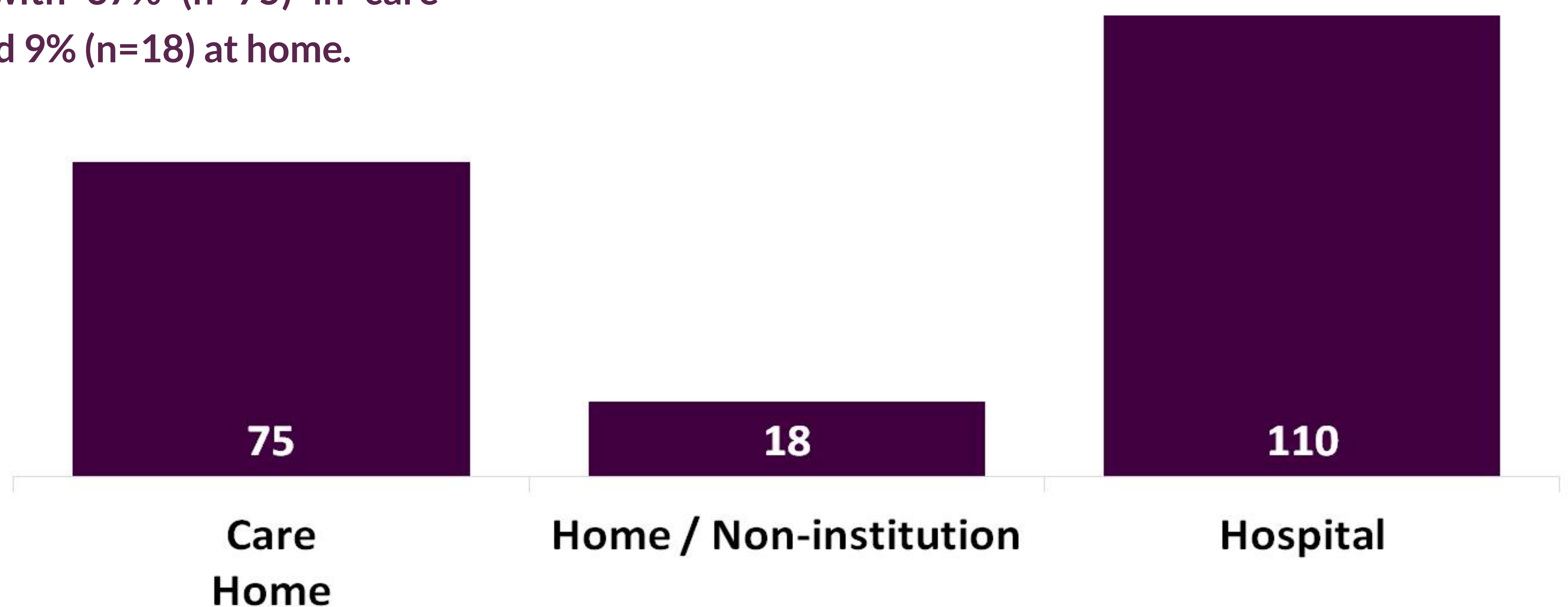


As at 9th August (week beginning 3rd Aug) 203 deaths registered in Fife mentioned COVID-19. These figures include deaths with both suspected and confirmed Covid-19 mentioned on the death certificate. The first deaths to mention COVID-19 in Fife were in the week beginning 16th March 2020.

## Covid-19 Deaths by Location

Cumulative weekly (provisional) deaths mentioning Covid-19 Fife by Location

Of the Covid-19 deaths registered as at 9th August the majority of deaths (54%, n=110) occurred in hospital with 37% (n=75) in care homes and 9% (n=18) at home.



Full details available - <https://www.nrscotland.gov.uk/covid19stats>

Source: Scottish Government, Public Health Scotland and National Records for Scotland