



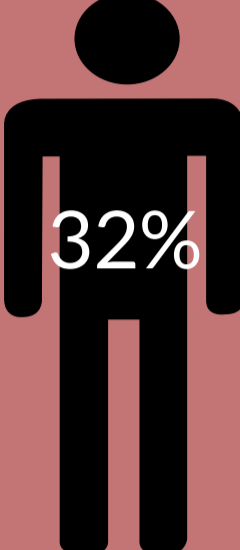


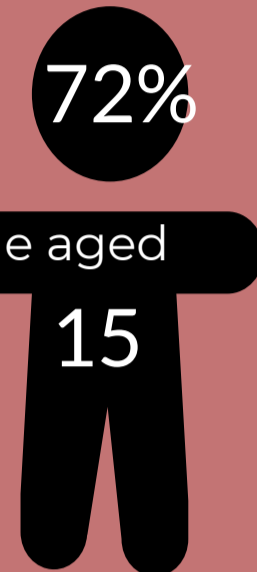
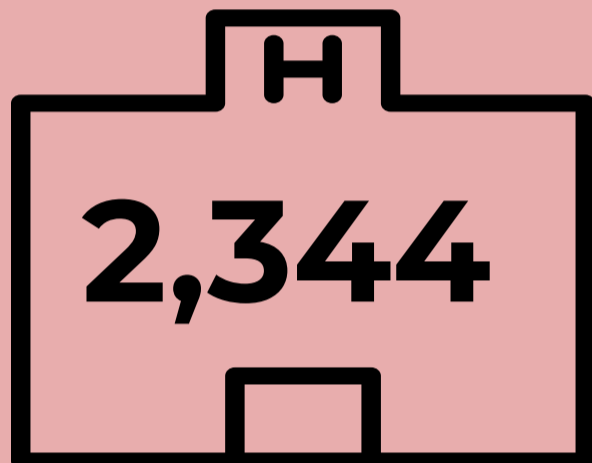




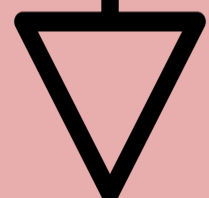


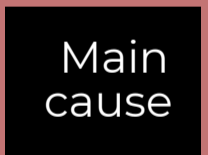




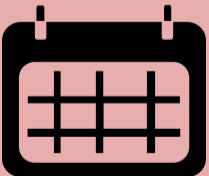


The Provision and Impact of Alcohol in Fife Summary

<p>1,069 Alcohol Premises</p>	<p>363</p>  <p>Off-sales</p>	<p>249</p>  <p>On-sales</p>	<p>457</p>  <p>On/Off-sales</p>
<p>Alcohol Consumption</p>	<p>84%</p>  <p>adults drink alcohol</p>	<p>32%</p>  <p>14+</p> <p>15%</p> 	<p>Ever had proper drink</p> <p>42%</p>  <p>13</p> <p>72%</p>  <p>15</p> <p>Young people aged</p>
<p>Alcohol Hospital Stays</p>	<p>2,344</p>  <p>Fife resident stays</p>	<p>96%</p>  <p>Emergency Admissions</p> <p>x2 rate of admission to females</p>  <p>45-54 age group</p> <p>highest rates</p> 	<p>Rates in most deprived areas</p> <p>x6</p>  <p>Rates in least deprived areas</p> 
<p>Alcohol Deaths</p>	<p>On average 62 deaths each year</p>	<p>60% deaths</p>  <p>55-59 age group</p> <p>highest rates</p>  <p>Main cause</p>  <p>Alcoholic liver disease</p>	<p>Rates in most deprived areas</p> <p>x3</p>  <p>Rates in least deprived areas</p> 
<p>Alcohol Anti-social Behaviour Incidents</p>	<p>1,003 incidents</p>	<p>42% in residential locations</p>  <p>79% incidents</p>  <p>More than 50% occur at weekend</p> 	<p>Offences include:</p> <ul style="list-style-type: none"> Assault Breach of Peace Threatening or Abusive Behaviour
<p>Alcohol Provision, Harm and Inequalities</p>	<p>Localities with highest off-sales had higher levels of alcohol-related health harm</p>	<p>More deprived areas in Fife have higher rates of off-sales premises</p>	<p>The most deprived areas in Fife have higher levels of alcohol-related health harm</p>