

Do you KnowFife?

Sharing knowledge across Fife



Covid - 19 | Weekly Data Update | 12th Aug 2020

Contact: Public Health Department


Version 2.0

Date: 13 Aug 2020

Confirmed Cases

Cumulative confirmed COVID-19 cases, Fife Residents

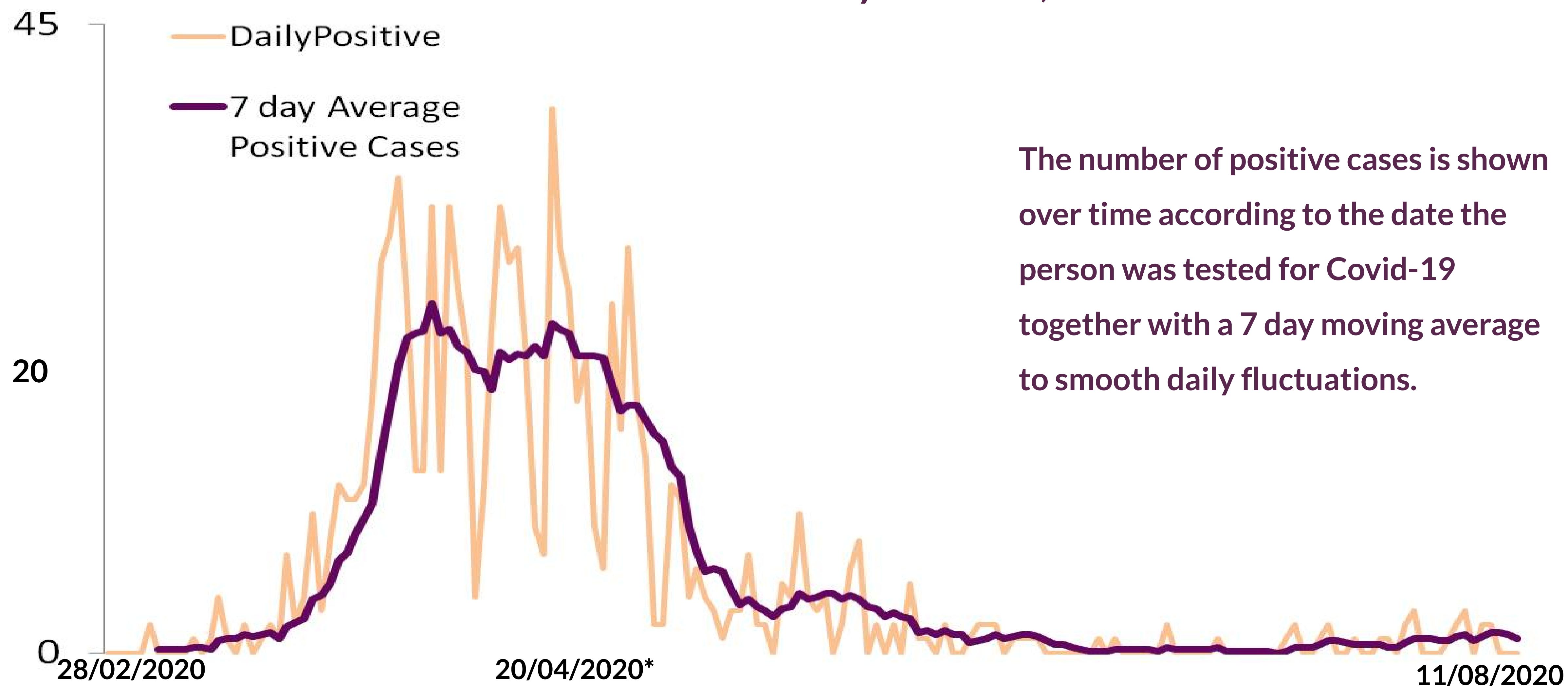
The number of positive tests reported each day refers to the number of individuals tested positive on the day preceding the notification date. These have been compiled into a cumulative figure for positive cases.



*The daily total of people found positive on 2/6/20 contains 40 historic samples which accounts for the sharp increase shown in the chart above.
*The increase on 15 June is due to the addition of all the UK Government testing cases to the database.

Confirmed Cases by Date

Number of confirmed cases by test date, Fife Residents

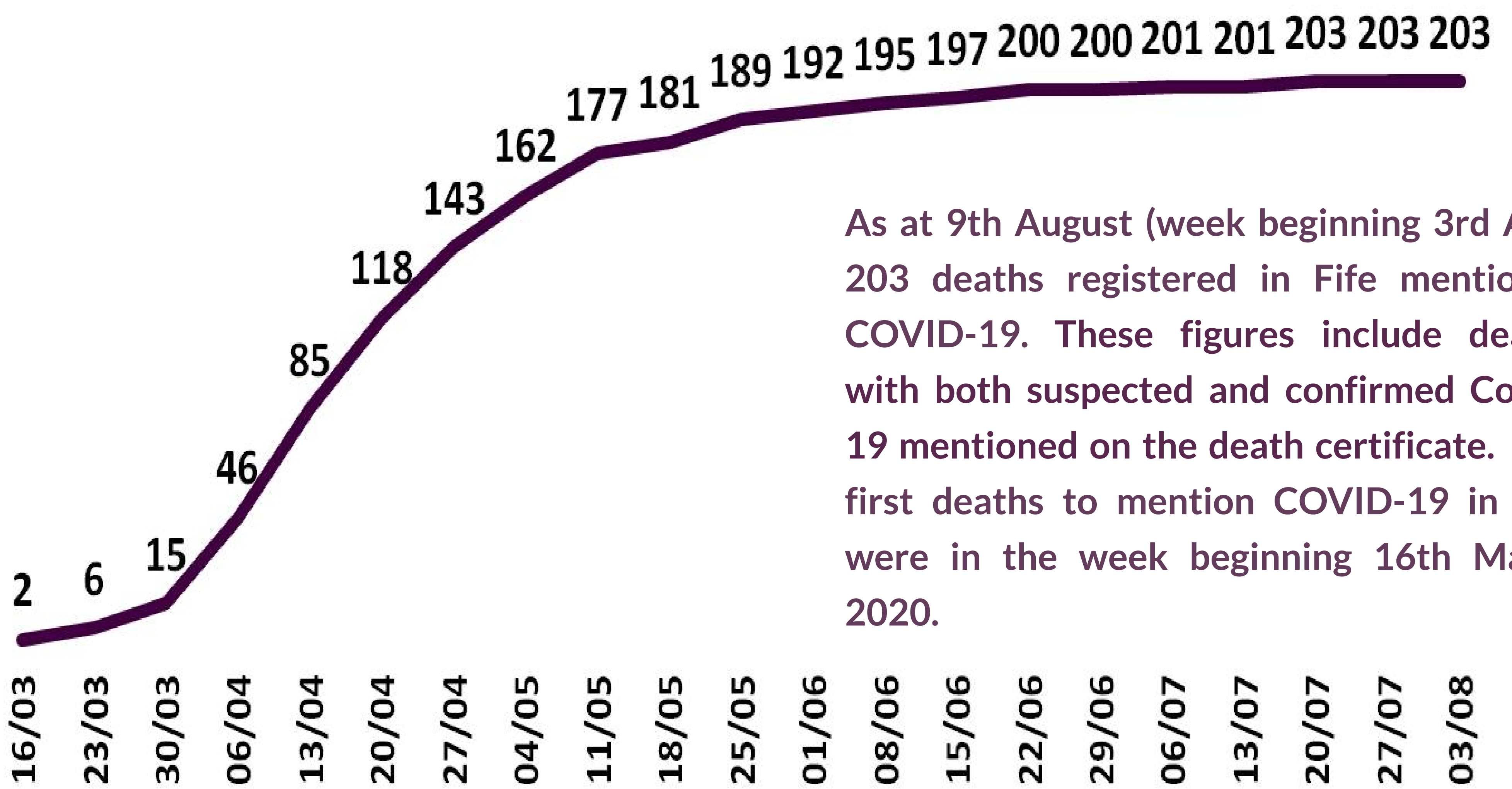


The number of positive cases is shown over time according to the date the person was tested for Covid-19 together with a 7 day moving average to smooth daily fluctuations.

*Historical data was added on the 20th April causing an artificial spike in the chart.

Covid-19 Deaths

Cumulative weekly (provisional) deaths mentioning Covid-19 Fife by date of registration



As at 9th August (week beginning 3rd Aug) 203 deaths registered in Fife mentioned COVID-19. These figures include deaths with both suspected and confirmed Covid-19 mentioned on the death certificate. The first deaths to mention COVID-19 in Fife were in the week beginning 16th March 2020.

Covid-19 Deaths by Location

Cumulative weekly (provisional) deaths mentioning Covid-19 Fife by Location

Of the Covid-19 deaths registered to date the majority of deaths (54%, n=110) occurred in hospital with 37% (n=75) in care homes and 9% (n=18) at home.



Full details available - <https://www.nrscotland.gov.uk/covid19stats>

Source: Scottish Government, Public Health Scotland and National Records for Scotland

